



NUS
National University
of Singapore

| **Computing**

CS4248: Natural Language Processing

Lecture 4 — Text Classification

Recap — Clarification

- [In-Lecture] activity from Lecture 3
 - Calculate $P(\text{saw}|\text{alice})$

¹ alice accident	5
saw alice	5
² alice the	15
³ alice saw	20
saw the	25
accident saw	1
accident alice	2

Why can't we use this occurrence of "alice" to compute $\text{Count}(\text{alice})$?

$$\underline{\text{Count}(\text{alice}) = 1}$$

Counterexample: "then alice saw"

then alice	1
alice saw	1

→ We can't use bigram table to directly read $\text{Count}(w_{n-1})$

Recap — Clarification

Quick quiz: What is a core requirement regarding the training and test corpus?

- Kneser-Ney Smoothing

- Estimating d for absolute discounting

Bigram count in training corpus	Bigram count in test corpus
0	0.000270
1	0.448
2	1.25
3	2.24
4	3.23
5	4.21
6	5.23
7	6.21
8	7.21
9	8.26
...	...

Example: All bigrams occurring 5 times in the training corpus

bigram	#occurences in training corpus	#occurences in test corpus
<i>alice saw</i>	5	3
<i>who will</i>	5	7
<i>table with</i>	5	4
<i>in singapore</i>	5	4
<i>found at</i>	5	5
<i>he thought</i>	5	6
...
<i>time when</i>	5	2

Average: 5

Average: 4.21

~0.75 difference

Outline

- **Text Classification**
 - **Common Applications**
 - Formal Setup
- **Naive Bayes Classifier**
 - Basic Intuition & BoW Representation
 - Definition & Practical Considerations
 - Complete Runthrough
 - Discussion & Limitations
- **Evaluation of Classifiers**
- **Vector Space Model**
 - Vector Representation of Documents
 - Document Similarity

Text Classification — Motivation

- Very common machine learning task: **classification**

- Focus in the context of NLP: classification of text documents

- Task: given a text document, assign document a class
(in general, the set of classes are finite and predefined)

- Examples

Task	Classes (examples)
language detection	{english, malay, chinese, tamil, german, ...}
<u>spam detection</u>	{spam, not spam}
subject/genre classification	{biology, chemistry, geology, psychology, ...}
authorship attribution	{stephen king, dan brown, jk rowling, ...}
sentiment analysis	{positive, negative, neutral, mixed}
...	...

Text Classification — Language Detection

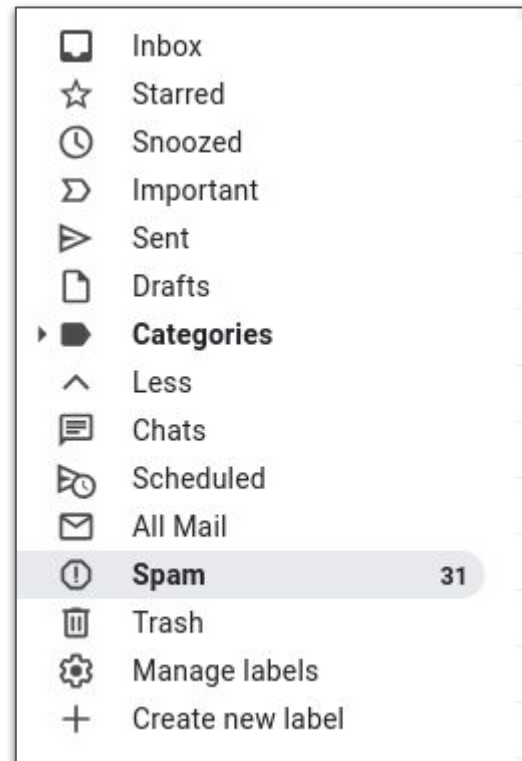
- Identification of the language
 - Relatively straightforward in case of unique alphabets/characters
 - More tricky in case of (closely) related languages

Example: Google Translate



Text Classification — Email Spam Detection

- Email, messenger, SMS spam
 - Mostly annoying (e.g., ads)
 - Security risks (e.g., phishing, malicious attachments)



Text Classification — Subject Classification

- Typical application:
 - Automated organization of huge volumes of documents

CloseUp—A Community-Driven Live Online Search Engine

CHRISTIAN VON DER WETH, ASHRAF ABDUL, ABHINAV R. KASHYAP, and
MOHAN S. KANKANHALLI, National University of Singapore

Search engines are still the most common way of finding information on the Web. However, they are largely unable to provide satisfactory answers to time- and location-specific queries. Such queries can best and often only be answered by humans that are currently on-site. Although online platforms for community question answering are very popular, very few exceptions consider the notion of users' current physical locations. In this article, we present CloseUp, our prototype for the seamless integration of community-driven live search into a Google-like search experience. Our efforts focus on overcoming the defining differences between traditional Web search and community question answering, namely the formulation of search requests (keyword-based queries vs. well-formed questions) and the expected response times (milliseconds vs. minutes/hours). To this end, the system features a deep learning pipeline to analyze submitted queries and translate relevant queries into questions. Searching users can submit suggested questions to a community of mobile users. CloseUp provides a stand-alone mobile application for submitting, browsing, and replying to questions. Replies from mobile users are presented as live results in the search interface. Using a field study, we evaluated the feasibility and practicability of our approach.

CCS Concepts: • **Human-centered computing** → **Collaborative and social computing**; • **Information systems** → **Web searching and information discovery**; **Crowdsourcing**;

Additional Key Words and Phrases: Live online search, community question answering, crowdsourcing, social computing, collaborative service, query transformation

ACM Reference format:

Christian von der Weth, Ashraf Abdul, Abhinav R. Kashyap, and Mohan S. Kankanhalli. 2019. CloseUp—A Community-Driven Live Online Search Engine. *ACM Trans. Internet Technol.* 19, 3, Article 39 (August 2019), 21 pages.
<https://doi.org/10.1145/3301442>

ACM Computing Classification System (very small snippet)

Information systems

World Wide Web

Web applications

Internet communications tools

Email

Blogs

Texting

Chat

Web conferencing

Social networks

Crowdsourcing

Answer ranking

Trust

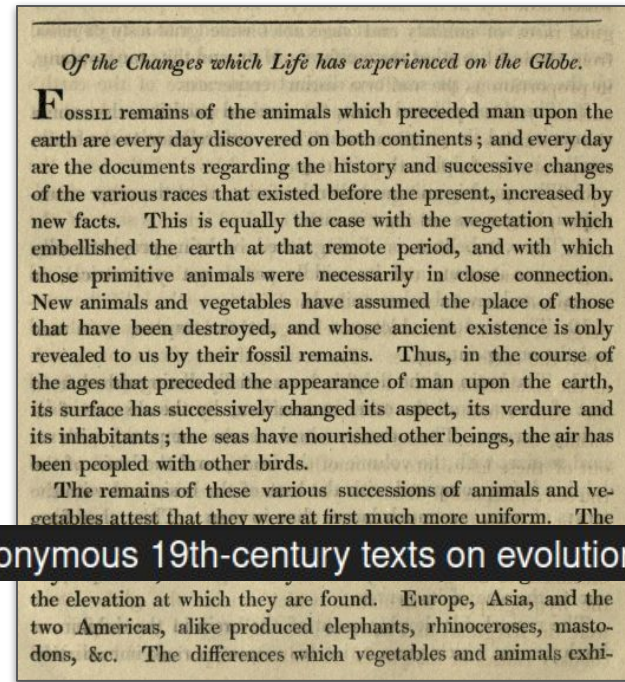
Incentive schemes

Reputation systems

Electronic commerce

Text Classification — Authorship Attribution

- NLP/AI meets Linguistic Forensics
 - Anonymously written documents
 - Documents written under a pseudonym
- Observation — underlying assumption:
 - People have unique writing styles
 - Vocabulary, frequent phrases, sentence lengths, typos, etc.



AI reveals authors of anonymous 19th-century texts on evolution

Text Classification — Sentiment Analysis

- Sentiment Analysis:

- An author's subjective or emotional attitude towards the central topic of the text
- Very commonly applied to assess online users opinions about product and services (e.g., product reviews, hotel/restaurant reviews, movie/song/book reviews)
- Also: consumer feedback, brand monitoring, political views, trend analysis, etc.



Fantastic Stay

"I had a wonderful stay at Tower 1 on the 47th floor as it was for my honeymoon. The view was great as it was facing the city. Great spacious room and the loved the amenities in the room. I would like to give a shoutout to Lifeguard Ryan who made my first trip to the infinity pool memorable for me and my partner. Loved the view from the pool. Also would like to comment on the front office, housekeeping and valet for a job well done. 👍"



However amazing the trickery may be... the characters fall awkwardly into the crack between animal and human, and the plot, which requires them to sing and dance in competition with one another, is scarcely more convincing.

January 3, 2020 | [Full Review...](#)

In-Lecture Activity (5 mins)

- Question: What are applications where text classification may be ethically questionable or even harmful?
 - Brainstorm with your peers; there's is no right and wrong here
 - Post your solution to Canvas > Discussions
(individually or as a group; include all group members' names in the post)

Outline

- **Text Classification**
 - Common Applications
 - **Formal Setup**
- **Naive Bayes Classifier**
 - Basic Intuition & BoW Representation
 - Definition & Practical Considerations
 - Complete Runthrough
 - Discussion & Limitations
- **Evaluation of Classifiers**
- **Vector Space Model**
 - Vector Representation of Documents
 - Document Similarity

Text Classification

news
article

corpus

- Formal setup

- X — set of all documents; $x \in X$ — a single document
- Y — set of all classes (or class labels); $y \in Y$ — a single class (or class label)

{sports, politics, life & health, ...}

- Classification task

- Mapping h from input space X to output space Y $h : X \rightarrow Y$

$$h(x) = y$$

e.g., $h(\text{"The movie is great."}) = \text{"positive"}$

hypothesis

"True" mapping which
is unknown in practice

Note: A document might be assigned to more than one class → **multilabel classification**

Text Classification

$\hat{h} \rightarrow$ prediction / estimation

- Goal of a classification task

- Find the best $\hat{h}(x)$ to approximate the true mapping $h(x)$ → **But how?**

- Two main approaches

- (1) **Rule-based** (decision rules)

IF "good" $\in x$ OR "great" $\in x$ OR "nice" $\in x$ OR ...

$h(x) = \text{"positive"}$

ELSE IF "bad" $\in x$ OR "boring" $\in x$ OR "dumb" $\in x$ OR ...

$h(x) = \text{"negative"}$

- (2) **Supervised Learning** (machine learning classifiers)

- Automatically learn $\hat{h}(x)$ based on a dataset of $\langle x, y \rangle$ pairs

Outline

- Text Classification
 - Common Applications
 - Formal setup
- Naive Bayes Classifier
 - **Basic Intuition & BoW Representation**
 - Definition & Practical Considerations
 - Complete Runthrough
 - Discussion & Limitations
- Evaluation of Classifiers
- Vector Space Model
 - Vector Representation of Documents
 - Document Similarity

Naive Bayes Classifier — Intuition

$$P(\text{pos} | \text{"great movie"}) = 0.7$$
$$P(\text{neg} | \text{"small movie"}) = 0.3$$

- Simple ("naive") probabilistic classifier based on Bayes Rule

- Given a document x , for each class y_i compute $P(y_i|x)$
- Assign document to class y with the highest probability $P(y_i|x) \rightarrow y_{NB} = \operatorname{argmax}_{y_i \in Y} P(y_i|x)$
- Calculate $P(y_i|x)$ using Bayes Rule $\rightarrow P(y_i|x) = \frac{P(x|y_i)P(y_i)}{P(x)}$

- Example ^{binary} (sentiment analysis)

hopefully :)

$$P(\text{pos} | \text{"The movie is really funny"}) > P(\text{neg} | \text{"The movie is really funny"})$$

- Relies on a very simple representation of documents: **Bag-of-Words (BoW)**

Bag-of-Word (BoW) Representation

- Simplifying assumptions
 - Represent a document as a bag (i.e., multiset) of words
(i.e., we also keep track of the word counts)
 - Ignore any word order or any other grammar
- BoW representation affected by
 - Tokenization
 - Normalization

} Choice depending on application/task

Bag-of-Words Representation — Example

Movie review for "Airplane!" (1980)

★★★★☆ Nov 03, 2019

"Airplane" is a landmark of American cinema, one of the parents of the subgenre "Besteiorl" and one of the most referenced American comedies of cinema, and opens the door to the 1980s with the golden key the story that tells a love story while a plane crashes and satirizes various Hollywood classics, from "Shark" to "The Wind Gone", with a sour, black and very caricature humor, but that works to this day, with low budget, using a lot of mockup and ready-made scenarios, the Classic entertains generations even today with its simple, bold and silly humor. The script is simple and cliché, which is part of the joke, full of hype and nonsense with a good direction that goes beyond just driving the film, it serves as a pillar for several jokes that is based on other Hollywood movies, this trail voices to performances, not all jokes are explicit, but everything in "Airplane" is a joke. Important movie for those who like cinema to fish a little of the references and cinematic background of the time, besides being a film that contributes a lot to the comedy genre in Hollywood, the film has aged well. Note 7

Normalization steps:

- Removal of non-words
- Removal of stopwords
- Case-folding (lowercase)



Quick Quiz

For which NLP task is a BoW representation of documents arguably least problematic?

A

Machine Translation

B

Document Categorization

C

Syntactic Parsing

D^(v)

Sentiment Analysis

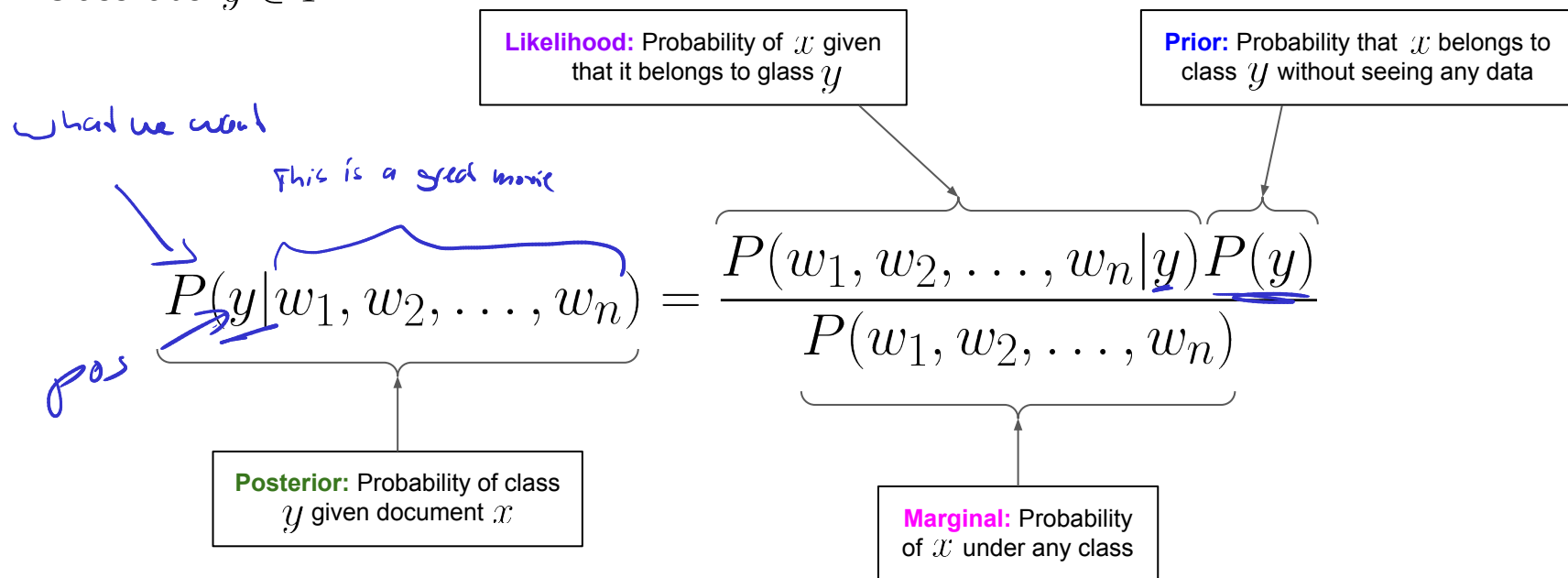
Outline

- Text Classification
 - Common Applications
 - Formal setup
- Naive Bayes Classifier
 - Basic Intuition & BoW Representation
 - **Definition & Practical Considerations**
 - Complete Runthrough
 - Discussion & Limitations
- Evaluation of Classifiers
- Vector Space Model
 - Vector Representation of Documents
 - Document Similarity

Naive Bayes Classifier — Annotated

- Basic setup

- Document $x \in X$ with $x = w_1, w_2, \dots, w_n$ (BoW representation)
- Class label $y \in Y$



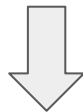
Naive Bayes Classifier

- Observation

- We are not really interested in the exact values of $P(y_i|x)$
- We only care about the difference between $P(y_i|x)$ and $P(y_j|x)$

$$\frac{P(w_1, w_2, \dots, w_n | y_i) \underline{P(y_i)}}{P(w_1, w_2, \dots, w_n)} \stackrel{?}{\geq} \frac{P(w_1, w_2, \dots, w_n | y_j) \underline{P(y_j)}}{P(w_1, w_2, \dots, w_n)} \stackrel{?}{<}$$

The **marginal** does not affect to result of comparison!



$$\underline{P(y|w_1, w_2, \dots, w_n)} \propto \underline{P(w_1, w_2, \dots, w_n|y)} \underline{P(y)}$$


Naive Bayes Classifier — The "Naive" Part

New York

- Simplifying assumption

- All words w_1, w_2, \dots, w_n are independent from each other
- Obviously does not hold, but still good results in practice

$$P(y|w_1, w_2, \dots, w_n) \propto P(w_1, w_2, \dots, w_n|y)P(y)$$



"Naive" assumption

$$P(y|w_1, w_2, \dots, w_n) \propto P(w_1|y)P(w_2|y) \dots P(w_n|y)P(y) = P(y) \prod_{i=1}^n P(w_i|y)$$

How to calculate these probabilities?

Naive Bayes Classifier — Maximum Likelihood Estimates

- **Prior** $P(y)$

$$\hat{P}(y) = \frac{N_y}{N}$$

#documents of class y (points to N_y)

#documents (total) (points to N)

Unigram LEL
 $P(w) = \frac{\#w}{\#all\ words}$

- **Likelihood** $P(w_i|y)$

$$\hat{P}(w_i|y) = \frac{Count(w_i, y)}{\sum_{w \in V} Count(w, y)}$$

#occurrences of w_i in documents of class y (points to $Count(w_i, y)$)

#words (total) in documents of class y (points to $\sum_{w \in V} Count(w, y)$)

Does this look familiar?

Naive Bayes Classifier — Practical Considerations

$$\log ab = \log a + \log b$$

- Risk of arithmetic underflow \rightarrow Calculate log probabilities

$$P(y|w_1, w_2, \dots, w_n) \propto P(y) \prod_{i=1}^n P(w_i|y) \rightarrow \log P(y|w_1, w_2, \dots, w_n) \propto \log P(y) + \sum_{i=1}^n \log P(w_i|y)$$

sparsity \uparrow *typically very small*

- Out-of-vocabulary (OOV) words + unrepresented classes

- Unseen words w_i during test/prediction time $\rightarrow \text{Count}(w_i, y) = 0 \rightarrow \underline{P(w_i|y) = 0}$
- No document of class $y \rightarrow P(y) = 0$

e.g.: Add-k Smoothing:

$$\hat{P}(w_i|y) = \frac{\text{Count}(w_i, y) + k}{\sum_{w \in V} \text{Count}(w, y) + k|V|} \quad \hat{P}(y) = \frac{N_y + k}{N + k|Y|}$$

$k=1$ (Laplace Smoothing)

Outline

- Text Classification
 - Common Applications
 - Formal setup
- Naive Bayes Classifier
 - Basic Intuition & BoW Representation
 - Definition & Practical Considerations
 - **Complete Runthrough**
 - Discussion & Limitations
- Evaluation of Classifiers
- Vector Space Model
 - Vector Representation of Documents
 - Document Similarity

Naive Bayes Classifier — Runthrough

- Sentiment Analysis

- Documents: movie reviews
- Two classes: "pos", "neg"

$V = \{funny, boring, movie, cast, good\}$

$|V| = 5$

Example corpus

(greyed-out words/tokens removed during normalization)

Review	Class
very good and funny movie!	pos
what a funny cast!	pos
a very boring movie and boring cast	neg
very boring cast!	neg
such a funny movie!	pos
really good cast, really good movie	pos
"boring...such a boring movie!!!	neg

Naive Bayes Classifier — Runthrough

- Calculating **priors** (with Laplace Smoothing)

- Number of reviews $N = 7$

- Number of positive reviews $N_{pos} = 4$

- Number of negative reviews $N_{neg} = 3$

$$P(pos) = \frac{N_{pos} + 1}{N + |Y|} = \frac{4 + 1}{7 + 2} = \frac{5}{9}$$

1 class

$$P(neg) = \frac{N_{neg} + 1}{N + |Y|} = \frac{3 + 1}{7 + 2} = \frac{4}{9}$$

P(pos)	P(neg)
5/9	4/9

$\sum = 1$

Naive Bayes Classifier — Runthrough

- Calculating **likelihoods** (with Laplace Smoothing)

$$\hat{P}(\text{funny}|\text{pos}) = \frac{\text{Count}(\text{funny}, \text{pos}) + 1}{\sum_{w \in V} \text{Count}(w, \text{pos}) + |V|} = \frac{\textcircled{3} + 1}{11 + 5} = \frac{4}{16}$$

$$\hat{P}(\text{funny}|\text{neg}) = \frac{\text{Count}(\text{funny}, \text{neg}) + 1}{\sum_{w \in V} \text{Count}(w, \text{neg}) + |V|} = \frac{0 + 1}{9 + 5} = \frac{1}{14}$$

...

w_i	$P(w_i \text{pos})$	$P(w_i \text{neg})$
funny	4/16	1/14
boring	1/16	6/14
movie	4/16	3/14
cast	3/16	3/14
good	4/16	1/14

$\sum = 1$

$\sum = 1$

We have the **priors** and **likelihoods** → Naive Bayes Classifier done training

Naive Bayes Classifier — Runthrough

- Predict class for a new review

Review	Class
a funny movie and cast	???

naive



$$P(pos|funny, movie, cast) \propto P(pos)P(funny|pos)P(movie|pos)P(cast|pos) = \frac{5}{9} \cdot \frac{4}{16} \cdot \frac{4}{16} \cdot \frac{3}{16} = 0.0065$$

$$P(neg|funny, movie, cast) \propto P(neg)P(funny|neg)P(movie|neg)P(cast|neg) = \frac{4}{9} \cdot \frac{1}{14} \cdot \frac{3}{14} \cdot \frac{3}{14} = 0.0015$$

$P(pos|funny, movie, cast) > P(neg|funny, movie, cast) \rightarrow$ Label review with "pos"

model

P(pos)	P(neg)
5/9	4/9

w_i	$P(w_i pos)$	$P(w_i neg)$
funny	4/16	1/14
boring	1/16	6/14
movie	4/16	3/14
cast	3/16	3/14
good	4/16	1/14

Outline

- Text Classification
 - Common Applications
 - Formal setup
- Naive Bayes Classifier
 - Basic Intuition & BoW Representation
 - Definition & Practical Considerations
 - Complete Runthrough
 - **Discussion & Limitations**
- Evaluation of Classifiers
- Vector Space Model
 - Vector Representation of Documents
 - Document Similarity

Naive Bayes Classifier + BoW — Discussion

- Naive Bayes vs. Language Models
 - Naive Bayes makes a non-contextual decision (unigram model; but can be extended to larger n-grams)
 - Naive Bayes treats each class like a separate language model
- Biggest pro: simplicity
 - Easy to understand & implement, fast, not very data hungry, interpretable results
- Biggest con: assumption of conditional independence
 - For most types of data, the features are typically not independent
 - For text classification (features = words) it actually often works well in practice (particularly with some additional "tweaking" of the data)

Naive Bayes Classifier + BoW — Limitations

- Example: Sentiment Analysis

- BoW incapable to handle some relevant linguistic phenomena
- Most prominently: **negation** (typically flips the sentiment)

Particularly a problem if "not" is removed as a stopword

$$P(pos | "the movie is very funny.") \approx P(pos | "the movie is not very funny.")$$

- Possible countermeasure (to handle negation)

- Add prefix "NOT" to every word between negation word and next punctuation mark
(Note: this is a common heuristic which is neither trivial nor perfect — but it often works well)

"the movie is not very funny." → "the movie is not NOT_very NOT_funny."

Quick quiz: Where would this simple heuristic fail? Examples?

Naive Bayes Classifier + BoW — Limitations

- Example: Sentiment Analysis

- Sentiment is often expressed/conveyed in phrases or idioms (not just individual words)
- Other challenges: modals (e.g., *may*, *might*), conditionals (e.g., *if*), questions, literary devices (e.g., sarcasm)
- Often requires deep world and contextual knowledge



Dec 07, 2021

If you don't love this movie you're the problem



1d ago

Not my cup of tea. Good cast. A decent movie experience overall



4d ago

Finally saw this yesterday. I have watched screen savers with
more tension



4d ago

Only thing wrong with this movie is that it ended too soon. Oh,
and don't get too attached to any of the characters.

Note: These challenges are not limited to the Naive Bayes classifier, but more prominent due to its BoW approach

Naive Bayes Classifier — Summary

- Naive Bayes = class-specific language model
 - Probabilistic classifier based on Bayes Rule
- Good baseline
 - Robust, fast to train, low storage requirements
 - Works actually pretty well for many text classification tasks
(e.g., sentiment analysis over reviews which often contain very indicative words)
- Strong assumption: conditional independence
 - Requires careful assessment if this assumption (at least somewhat) holds
 - Maybe some tweaks possible address this issue (e.g., negation handling)

Outline

- Text Classification
 - Common Applications
 - Formal setup
- Naive Bayes Classifier
 - Basic Intuition & BoW Representation
 - Definition & Practical Considerations
 - Complete Runthrough
 - Discussion & Limitations
- **Evaluation of Classifiers**
- Vector Space Model
 - Motivation & Goals
 - Vector Representation of Documents
 - Document Similarity

Evaluating Classifiers — Error Types

- Recall from Lecture 2: Two basic types of errors

- Assume there are only 2 classes: **Positive (1)** & **Negative (0)** → binary classification
- There are 2 ways for a classifier to get it wrong

The classifier incorrectly predicts the label →

False Positives (Type I Errors)

The classifier incorrectly fails to predict the label →

False Negatives (Type II Errors)

- Analogously, there are 2 ways to get it right

The classifier correctly predicts the label →

True Positives

The classifier correctly fails to predict the label →

True Negatives

Classification: Evaluation — Confusion Matrix

		actual labels	
predicted labels		1	0
	1	True Positives (TP) ✓	False Positives (FP)
	0	False Negatives (FN)	True Negatives (TN) ✓

- True Positives (TP):** Number of positive classes that have been correctly predicted as positive
- True Negatives (TN):** Number of negative classes that have been correctly predicted as negative
- False Positives (FP):** Number of negative classes that have been incorrectly predicted as positive
- False Negatives (FN):** Number of positive classes that have been incorrectly predicted as negative

Classification: Evaluation — Popular Metrics

- Accuracy

$$Accuracy = \frac{TP + TN}{TP + FP + TN + TF}$$

		actual labels	
		1	0
predicted labels	1	TP	FP
	0	FN	TN

Classification: Evaluation — Popular Metrics

- Precision, Recall, F1 Score

Harmonic Mean of
Precision and Recall

$$Precision = \frac{TP}{TP + FP}$$

$$Recall = \frac{TP}{TP + FN}$$

$$F1 = 2 \cdot \frac{Precision \cdot Recall}{Precision + Recall}$$

		actual labels	
		1	0
predicted labels	1	TP	FP
	0	FN	TN

		actual labels	
		1	0
predicted labels	1	TP	FP
	0	FN	TN

		actual labels	
		1	0
predicted labels	1	TP	FP
	0	FN	TN

In-Lecture Activity (5 mins) + 5 min break

- Question: Why do we calculate the F1 score using the Harmonic Mean?
 - Post your solution to Canvas > Discussions
(individually or as a group; include all group members' names in the post)

Why the Harmonic Mean?

$$F1 = 2 \cdot \frac{\overset{0}{Precision} \cdot \overset{1}{Recall}}{Precision + Recall} = 0$$

Why not, e.g., Average?

$$F1 = \frac{\overset{0}{Precision} + \overset{1}{Recall}}{2} = 0.5$$

Classification: Evaluation — Why so Many Measures?

- Problem: (Highly) imbalanced datasets
- Example use case: COVID-19 test (binary "classifier")
 - Most people in a population are not infected
 - Assume a test that always(!) returns "negative"

		actual labels	
		1	0
predicted labels	1	0	0
	0	200	10,000

$$Accuracy = \frac{0 + 10000}{0 + 0 + 10000 + 200} = 98\%$$

→ Very high accuracy despite "useless" test

Classification: Evaluation — Why so Many Measures?

- Observation: FP and FN not always equally problematic

$$Precision = \frac{TP}{TP + FP}$$

$$Recall = \frac{TP}{TP + FN}$$

- Example: Suicide prediction

(e.g., from social media content posted by users)

- BAD: misclassifying a high-risk person
- OK-ish: misclassifying a healthy person

}

Recall > Precision

- Example: News article classification

(e.g., for search engines such as Google News)

- BAD: showing article of wrong category
- OK: missing a relevant article in result

}

Recall < Precision

Classification: Evaluation — Beyond 2 Classes

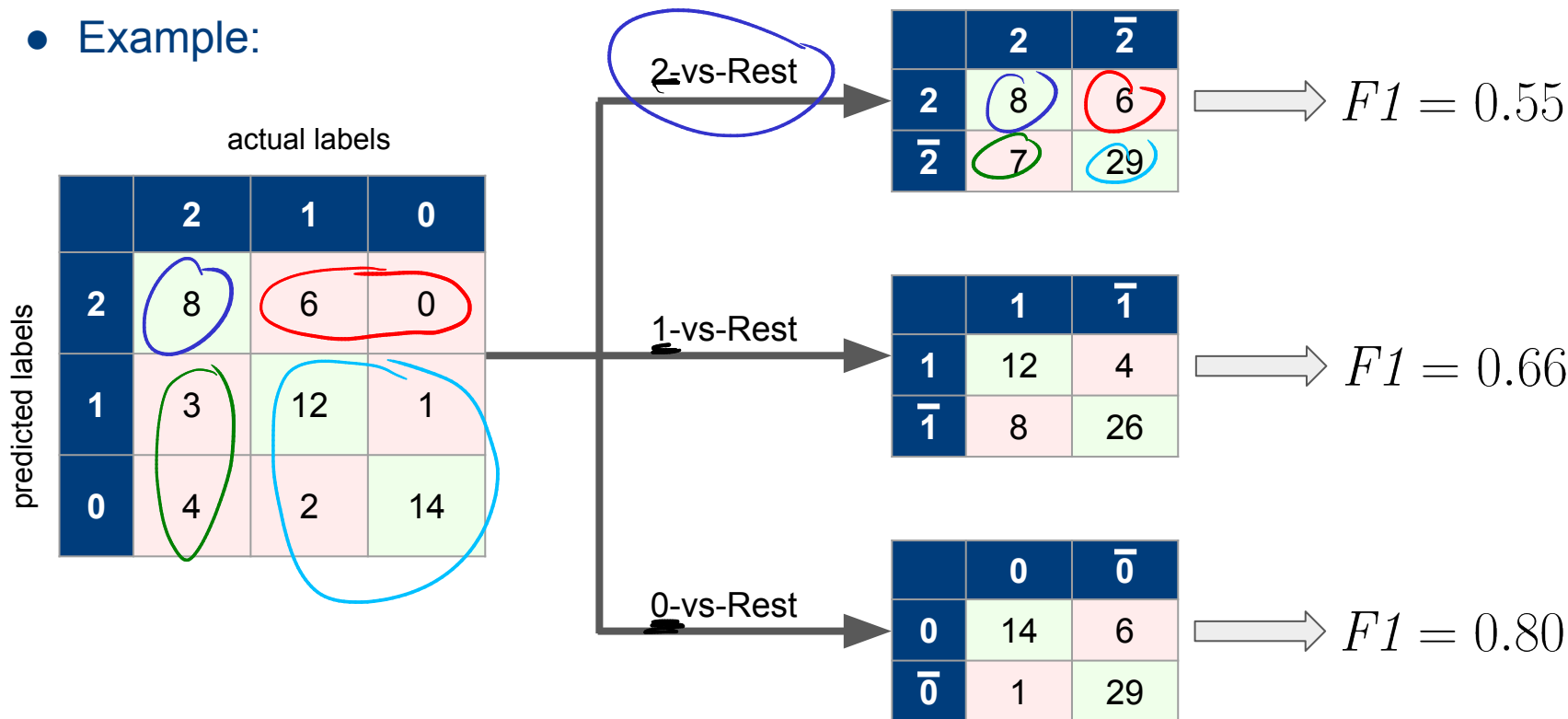
- Example: 3 classes, 50 samples

		actual labels		
		2	1	0
predicted labels	2	8	6	0
	1	3	12	1
	0	4	2	14

$$Accuracy = \frac{8 + 12 + 14}{8 + 12 + 14 + 6 + 3 + 1 + 4 + 2} = 0.68$$

Multiclass Evaluation — One-vs-Rest Confusion Matrices

- Example:




One-vs-Rest — Micro Averaging

	2	$\bar{2}$
2	8	6
$\bar{2}$	7	29

	1	$\bar{1}$
1	12	4
$\bar{1}$	8	26


	0	$\bar{0}$
0	14	6
$\bar{0}$	1	29

Average over all
TP, FP, FN, TN



$$\frac{8 + 12 + 14}{3}$$

	c	\bar{c}
c	11.33	5.33
\bar{c}	5.33	28



$$F1 = 0.68$$

One-vs-Rest — Macro Averaging

	2	$\bar{2}$
2	8	6
$\bar{2}$	7	29

$$\Rightarrow F1 = 0.55$$

	1	$\bar{1}$
1	12	4
$\bar{1}$	8	26

$$\Rightarrow F1 = 0.66$$

	0	$\bar{0}$
0	14	1
$\bar{0}$	6	29

$$\Rightarrow F1 = 0.80$$

Average over
all metrics

$$\frac{0.55 + 0.66 + 0.80}{3} \downarrow$$
$$F1 = 0.67$$

One-vs-Rest — Macro vs. Micro Averaging

- Both methods use One-vs-Rest confusion matrices
 - All introduced metrics applicable
- Micro-averaging
 - Averaging over TP, FP, FN, TN values of all One-vs-Rest confusion matrices
 - Favors bigger classes (since average over counts)
- Macro-averaging
 - Averaging over metrics derived from each One-vs-Rest confusion matrix
 - Treats all class equally (since metrics are normalized)

Quick Quiz

A **2-class** classifier and a **10-class** classifier have a f1-score of 0.6:
Which classifier does a **better** job?

arguably

A

The 2-class classifier

B ✓

The 10-class classifier

C

Both are equally good

D (✓)

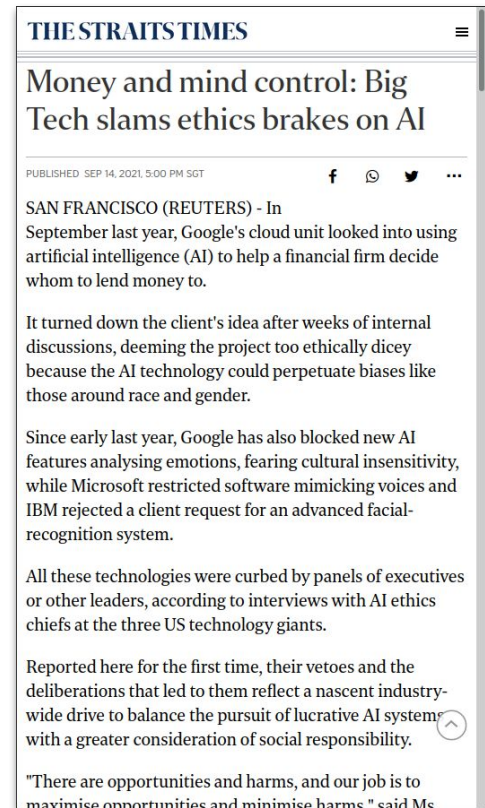
Not comparable

Outline

- Text Classification
 - Common Applications
 - Formal setup
- Naive Bayes Classifier
 - Basic Intuition & BoW Representation
 - Definition & Practical Considerations
 - Complete Runthrough
 - Discussion & Limitations
- Evaluation of Classifiers
- **Vector Space Model**
 - **Vector Representation of Documents**
 - Document Similarity

Vector Space Model — Motivation

- Most algorithms do not work on raw text
— common requirements
 - Numerical input
 - Standardized/canonical input
- Feature extraction → vectorization of text data
 - Represent each text document as a vector of equal size
 - Vector elements = numerical values derived from text



(0.42, 0.02, 0.53, 0.91, 0.21, 0.74, 0.04, ..., 0.16, 0.76)

"Manual" Approach — Handcrafted Features

- Example: Sentiment Analysis

- Length of text document (number of tokens or characters)
- Number of positive and negative emoticons
- Number of words associated with positive or negative mood

↳ sentiment lexicons

Finding good features
can be tricky in practice

- 2 movie reviews

- R_1 : "The movie was so boring - I hated it after just 20 minutes! :(((
- R_2 : "Dune is a such a brilliant and beautiful movie!"

	#char	#tokens	#emoticons+	#emoticons-	#words+	words-
R_1	64	15	0	1	0	2
R_2	47	10	0	0	2	0

Vector Space Model

- Idea: Vectorize documents based on vocabulary

- Length each document vector is the size of corpus vocabulary V
- Vectors for all documents in dataset D form the document-term matrix

document
vector

- Document-term matrix

- Set of documents $d_1, d_2, \dots, d_{|D|}$
- Set of unique terms $t_1, t_2, \dots, t_{|V|}$

→ weight $w_{t,d}$: matrix value
depending on representation

14
↓

~10-50k

	d_1	d_2	d_3	d_4	d_5	...	$d_{ D }$
t_1							
t_2							
t_3							
t_4		$w_{4,2}$					
...							
$t_{ V }$							

Vector Space Model — Example Corpus


d_1 : ~~Dogs~~ chase cats ~~and~~ ~~other dogs~~.

d_2 : ~~Cats~~ chase ~~other cats~~.

d_3 : There is a car chase on the TV.

d_4 : My dog watches other dogs on TV.

d_5 : My dog and cat sit in the car.



Normalization steps:

- Removal of non-words
- Removal of stopwords
- Case-folding (lowercase)
- Lemmatization

d_1 : dog chase cat dog

d_2 : cat chase cat

d_3 : car chase tv

d_4 : dog watch dog tv

d_5 : dog cat sit car

→ Vocabulary $V = \{car, cat, chase, dog, sit, tv, watch\}$

$$|V| = 7$$

Document-Term Matrix with Binary Weights

- Matrix elements are either 0 or 1
 - $w_{t,d} = 1$: document d contains term t
 - $w_{t,d} = 0$: otherwise
- Interpretation
 - Weights reflect presence or absence of a term in a document
 - No differentiation between words of a document
 - Suitable for basic filtering of documents (e.g., find all documents containing "dog")

d_1 : dog chase cat dog
 d_2 : cat chase cat
 d_3 : car chase tv
 d_4 : dog watch dog tv
 d_5 : dog cat sit car

	d_1	d_2	d_3	d_4	d_5
<i>car</i>	0	0	1	0	1
<i>cat</i>	1	1	0	0	1
<i>chase</i>	1	1	1	0	0
<i>dog</i>	1	0	0	1	1
<i>sit</i>	0	0	0	0	1
<i>tv</i>	0	0	1	1	0
<i>watch</i>	0	0	0	1	0

Document-Term Matrix with Term Frequencies

- Matrix elements are integers

- $w_{t,d}$: #occurrences of term t in document d
→ **term frequency** $tf_{t,d}$

- Interpretation

- Assumption: more frequent terms in a document are more important

BUT: Does "more frequent"
always mean "more important"?

d_1 : dog chase cat dog
 d_2 : cat chase cat
 d_3 : car chase tv
 d_4 : dog watch dog tv
 d_5 : dog cat sit car

	d_1	d_2	d_3	d_4	d_5
<i>car</i>	0	0	1	0	1
<i>cat</i>	1	2	0	0	1
<i>chase</i>	1	1	1	0	0
<i>dog</i>	2	0	0	2	1
<i>sit</i>	0	0	0	0	1
<i>tv</i>	0	0	1	1	0
<i>watch</i>	0	0	0	1	0

$tf_{t,d}$ as a Indicator for a Term's Importance

- Consideration 1: Relative importance

- Assume 2 documents d_1 and d_2 containing the term "NLP"
- d_1 contains "NLP" 100 times, d_2 contains "NLP" 10 times

$tf_{NLP,d_1} > tf_{NLP,d_2} \rightarrow d_1$ more important than d_2 w.r.t. "NLP" ✓

But is d_1 really 10x more important than d_2 ?

→ Extension: Use a sublinear function to model importance based on $tf_{t,d}$

- Common: logarithm
- Different functions possible and not always required

$$w_{t,d} = \min \begin{cases} 1 + \log_{10} tf_{t,d} & , \text{if } tf_{t,d} > 0 \\ 0 & , \text{otherwise} \end{cases}$$

$tf_{t,d}$ as a Indicator for a Term's Importance

- Consideration 2: Cross-document importance

- Assume a document d_1 containing the term "NLP" many times
- Let "NLP" also be frequent in many to most other documents

Is "NLP" really important (i.e., characteristic, informative) for d_1 ?



- Intuition — example: "dog watch dog tv"

- "dog" appears 2x in the document, but also in 3/5 of the other documents
- "watch" appears 1x in the document, but also only in this document

$tf_{t,d}$ as a Indicator for a Term's Importance

→ **Extension: Inverse Document Frequency** idf_t as additional factor

- Document frequency df_t : #document containing t
- Inverse measure of a terms importance, relevance, informativeness

→ Inverse Document Frequency: $idf_t = \log \frac{|D|}{df_t}$

Again, log to dampen the effect of the inverse document frequency

very "descriptive"

$$df_t \ll |D|$$

$$idf_{\text{"the"}} = 0$$

Document-Term Matrix with tf - idf Weights

$$w_{t,d} = 0$$

- Putting it all together

$$w_{t,d} = (1 + \log_{10} tf_{t,d}) \cdot \log_{10} \frac{|D|}{df_t}$$

\log_2 \hookleftarrow

- Side notes

- No real theoretic underpinning, but tf - idf works best in practice
- Not all definitions of tf - idf apply a sublinear scaling of $tf_{t,d}$
- Alternative names: $tf \cdot idf$, $tf \times idf$
- There are different weighting functions for calculating tf - idf

Document-Term Matrix with $tf-idf$ Weights

- Example

d_1 : dog chase cat dog
 d_2 : cat chase cat
 d_3 : car chase tv
 d_4 : dog watch dog tv
 d_5 : dog cat sit car

$$w_{t,d} = (1 + \log_{10} tf_{t,d}) \cdot \log_{10} \frac{|D|}{df_t}$$

$$w_{\underline{dog}, d_4} = (1 + \log_{10} \underline{2}) \cdot \log_{10} \frac{5}{3} = (1 + 0.3) \cdot 0.22 = 0.29$$

$$w_{\underline{watch}, d_4} = (1 + \log_{10} \underline{1}) \cdot \log_{10} \frac{5}{1} = (1 + 0) \cdot 0.7 = \underline{\underline{0.7}}$$

Document-Term Matrix with $tf-idf$ Weights

- Matrix elements = $tf-idf$ weights

d_1 : dog chase cat dog
 d_2 : cat chase cat
 d_3 : car chase tv
 d_4 : dog watch dog tv
 d_5 : dog cat sit car

$$w_{t,d} = (1 + \log_{10} tf_{t,d}) \cdot \log_{10} \frac{|D|}{df_t} \rightarrow$$

	d_1	d_2	d_3	d_4	d_5
car	0	0	0.4	0	0.4
cat	0.22	0.29	0	0	0.22
chase	0.22	0.22	0.22	0	0
dog	0.29	0	0	0.29	0.22
sit	0	0	0	0	0.7
tv	0	0	0.4	0.4	0
watch	0	0	0	0.7	0

Outline

- Text Classification
 - Common Applications
 - Formal setup
- Naive Bayes Classifier
 - Basic Intuition & BoW Representation
 - Definition & Practical Considerations
 - Complete Runthrough
 - Discussion & Limitations
- Evaluation of Classifiers
- **Vector Space Model**
 - Vector Representation of Documents
 - **Document Similarity**

Vector Space Model — Document Similarity

- Vector Space Model

- $|V|$ -dimensional vector space
- Words are axes (i.e., dimensions) of the space
(each word in vocabulary represent a axis/dimensions)
- Documents are points or vectors in this space
- In practice: very high-dimensional space
(typically tens of thousands of dimensions)

→ Document vectors are typically very sparse
(i.e., most entries in the vectors are zero)

→ How can we calculate the **similarity** between text documents

- Many NLP tasks rely on "some meaningful" metric quantifying document similarity
- Using Vector Space Model: document similarity → vector similarity

Document Similarity

- Approach 1: Dot Product

- The dot product between two vectors v and w is defined as

$$\text{dot}(v, w) = v \cdot w = v_1w_1 + v_2w_2 + \dots v_nw_n = \sum_{i=1}^n v_iw_i$$

- Interpretation

- $\text{dot}(v, w)$ is high if v and w have large values in the same dimensions

→ $\text{dot}(v, w)$ represents a similarity metric between vectors, but...

Document Similarity

- Limitations of Dot Product

- $\text{dot}(v, w)$ is higher if a vector has higher values in many dimensions

→ $\text{dot}(v, w)$ favors long vectors

$$\text{dot}(v, w) = \sum_{i=1}^n v_i w_i$$

$$|v| = \sqrt{\sum_{i=1}^n v_i^2}$$

- Effects in document vectors

- $\text{dot}(v, w)$ favors frequent words
(since they occur many times with other documents)
- $\text{dot}(v, w)$ favors long documents
(since the raw term frequencies are higher)



→ $\text{dot}(v, w)$ **overly favors frequent words**

Document Similarity — Cosine Similarity

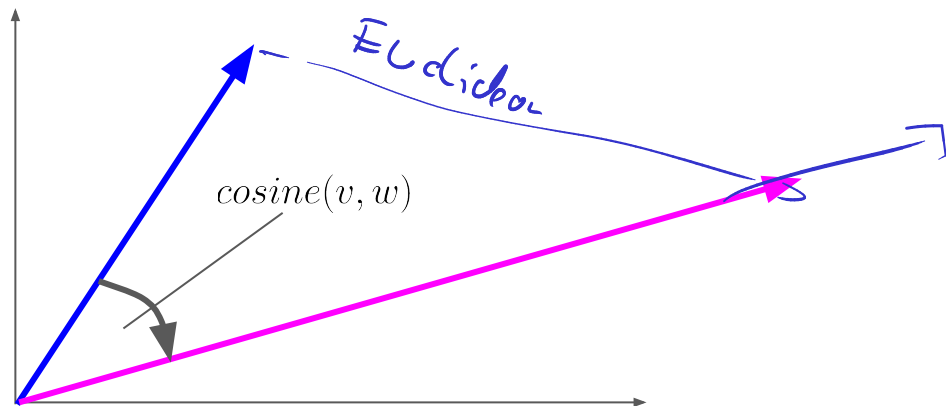
- Approach 2: Cosine Similarity (dot product normalized by length of vectors)

$$\text{cosine}(v, w) = \frac{v \cdot w}{|v| \cdot |w|} = \frac{v \cdot w}{\sqrt{\sum_{i=1}^n v_i^2} \cdot \sqrt{\sum_{i=1}^n w_i^2}}$$

- Geometric interpretation

- $\text{cosine}(v, w)$ measures the angle between vectors

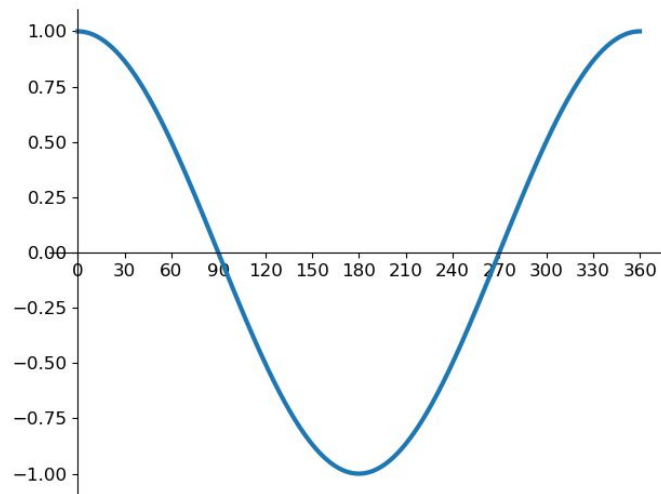
$\text{dot}(v, w)$ cares about angle and length



Document Similarity — Cosine Similarity

- Cosine as a similarity metric

- $\text{cosine}(v, w) = -1$
vectors point in opposite directions
- $\text{cosine}(v, w) = 1$
vectors point in the same direction
- $\text{cosine}(v, w) = 0$
vectors are orthogonal



- Cosine similarity for document vectors

- Vector entries are all positive

→ $0 \leq \text{cosine}(u, v) \leq 1$

Document Similarity — Cosine Similarity

d_1 : dog chase cat dog
 d_2 : cat chase cat
 d_3 : car chase tv
 d_4 : dog watch dog tv
 d_5 : dog cat sit car

	d_1	d_2	d_3	d_4	d_5
car	0	0	0.4	0	0.4
cat	0.22	0.29	0	0	0.22
chase	0.22	0.22	0.22	0	0
dog	0.29	0	0	0.29	0.22
sit	0	0	0	0	0.7
tv	0	0	0.4	0.4	0
watch	0	0	0	0.7	0

$$\text{cosine}(v, w) = \frac{v \cdot w}{|v| \cdot |w|} = \frac{v \cdot w}{\sqrt{\sum_{i=1}^n v_i^2} \cdot \sqrt{\sum_{i=1}^n w_i^2}}$$

(0.29 · 0)

$$\text{cosine}(d_1, d_2) = \frac{(0.22 \cdot 0.29) + (0.22 \cdot 0.22)}{\sqrt{0.22^2 + 0.22^2 + 0.29^2} \cdot \sqrt{0.29^2 + 0.22^2}} = 0.72$$

(only non-zero components included)

Document Similarity — Cosine Similarity

d_1 : dog chase cat dog
 d_2 : cat chase cat
 d_3 : car chase tv
 d_4 : dog watch dog tv
 d_5 : dog cat sit car

	d_1	d_2	d_3	d_4	d_5
<i>car</i>	0	0	0.4	0	0.4
<i>cat</i>	0.22	0.29	0	0	0.22
<i>chase</i>	0.22	0.22	0.22	0	0
<i>dog</i>	0.29	0	0	0.29	0.22
<i>sit</i>	0	0	0	0	0.7
<i>tv</i>	0	0	0.4	0.4	0
<i>watch</i>	0	0	0	0.7	0

All pairwise
cosine similarities



	d_1	d_2	d_3	d_4	d_5
d_1	1	0.72	0.19	0.23	0.31
d_2	0.72	1	0.22	0	0.20
d_3	0.19	0.22	1	0.31	0.31
d_4	0.23	0	0.31	1	0.09
d_5	0.31	0.20	0.31	0.09	1

Vector Space Model

- Representing documents as vectors
 - Meaningful way to compute similarities between documents
(e.g., for ranking documents in information retrieval, clustering)
 - Valid input for other text classifiers beyond Naive Bayes
(document vectors have no numerical values)
- Limitation: Non-sequence representation of documents
 - Does not consider sequential order of words in a sentence

Outline

- Text Classification
 - Common Applications
 - Formal setup
- Naive Bayes Classifier
 - Basic Intuition & BoW Representation
 - Definition & Practical Considerations
 - Complete Runthrough
 - Discussion & Limitations
- Evaluation of Classifiers
- Vector Space Model
 - Vector Representation of Documents
 - Document Similarity

Summary

- Text Classification

- Very fundamental NLP task
(very fundamental machine learning task, in general)
- Supervised machine learning task → we need training data

- Baseline classifier: Naive Bayes

- Very simple classifier related to language models → works directly over words
- Relies on Bag-of-Word Representation of documents (incl. its limitations)

- Vector Space Model

- Derive meaningful vector representation of documents from their vocabulary
- Definition of meaningful similarity between documents → import for many NLP tasks

Pre-Lecture Activity for Next Week

- **Assigned Task** (due before Jan 23)
 - Post a 1-2 sentence answer to the following question into the L2 Discussion on Canvas

"What is a common myth about neural networks?"

Read some blog posts or online articles, and cite them with the links in your answer

Side notes:

- This task is meant as a warm-up to provide some context for the next lecture
- No worries if you get lost; we will talk about this in the next lecture
- You can just copy-&-paste others' answers but this won't help you learn better

Solutions to Quick Quizzes

- Slide 3

- Training and test corpus must have the same sizes – otherwise no meaningful comparison

- Slide 19: B

- Document classification typically works well based on presence/absence of words
- 2nd: Sentiment Analysis (often a document classification task but typically relies not on linguistic phenomena such as negation)

- Slide 33

- Example: *"The movie was not funny but good"* → *"The movie was not NOT_funny NOT_but NOT_good"*
- In practice, improved heuristics (e.g., special consideration of conjunctions: *and*, *or*, *but*, ...)

- Slide 49: B

- Predicting the correct class out of 10 typically easier than out of 2
- Assume random guessing: 2 classes → ~50% correct vs. 10 classes → ~10% correct